

ELMO

DOCUMENT CAMERA



P10

PERFECT PRESENTER



For Perfectly Enlightening Classroom Presentations





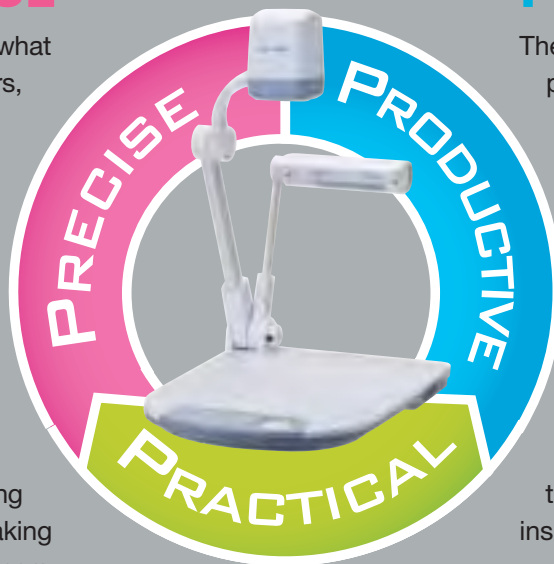
Picture It Perfect with ELMO P10

Precise, productive, and practical, the ELMO P10 document camera turns classroom presentations into a springboard for discovery, where just-like-real images—vividly captured down to the finest detail—surprise, stimulate, and inspire.

PRECISE

The P10's precision is what captures true-to-life colors, movement, and images in stunning detail. And when precise, high-quality images are displayed on a big screen in the classroom, students pay attention and the learning begins.

ELMO-enhanced lessons make it easier for students to grasp and retain new and often complex information, expanding their knowledge pool and making them better learners.



PRODUCTIVE

The P10's productivity is what puts teachers and students alike on a clear path to discovery and development. The P10 boasts a range of innovative features and partners easily with other educational tools—a projector, a PC, an ELMO Wireless Tablet—to help teachers and students create presentations that take the entire classroom on an inspiring journey of learning.

PRACTICAL

The P10's practicality is what makes this document camera such a user-friendly lesson enhancer. From the simple design of its control panel to the practical convenience of its flexible camera arm, the P10 epitomizes the ELMO commitment to making teacher-friendly educational tools whose every feature is designed with teachers in mind.


PRECISE

Discover the Details

With its high-resolution images, powerful zoom function, and ultra-smooth motion display, the P10 helps students explore a world of fine details and delicate movements.

Smooth Moving Images at 30 fps

The human eye recognizes 25 fps (frames per second) or above as "normal video." And the P10 reproduces moving images at 30 fps for the display of truly smooth, natural-looking motion.



High-Quality Images

To capture images in stunningly vivid detail, the P10 employs a precise 1.49-megapixel CMOS image sensor.

Powerful 128x Zoom

When the P10's high-magnification 16x optical zoom is combined with its 8x digital zoom, images can be enlarged up to 128 times for the clear, distortion-free display of even the tiniest details.

16x Optical



PRODUCTIVE

Nurture Creativity

Innovative features on ELMO P10 provide plenty of imaginative ways to foster creativity. And using the P10 in combination with other tools, such as the ELMO Wireless Tablet, an ELMO projector, or a PC, extends the realm of discovery.



Teacher Presentations

With ELMO as a partner, teachers can make both moving and still images a visually enticing part of their lessons. Using an ELMO P10 with an ELMO Wireless Tablet sets the stage for creative teaching and focused learning by enabling the simultaneous display of visuals that stimulate student curiosity and teacher annotations that make difficult concepts easier to grasp.



Teacher-Student Presentations

When teachers, students, and ELMO team up for a presentation, interactive learning takes off and creativity soars. The P10 can capture every step of a student science experiment in vivid detail while the entire class looks on, and the teacher guides them through it with annotations and key words written on an ELMO Tablet.



Student Presentations

With ELMO, students can share real-life objects and real-time observations with classmates through self-styled presentations that engage everyone in the classroom. The P10 makes any student drawing, magazine photo, PowerPoint slide, fossil specimen, or lively beetle the centerpiece of interactive learning, and the ELMO Tablet lets students put their own creative mark on presentations.



PRACTICAL

For Easy Operation

Simple Control Panel

Simple by design, the P10's control panel features simplified buttons and LED indicators logically laid out for total ease of use.




Flexible Camera Arm

The P10 can capture images from any angle, thanks to its adjustable camera arm and head that can be freely raised, lowered, and rotated to focus attention precisely where it's needed.



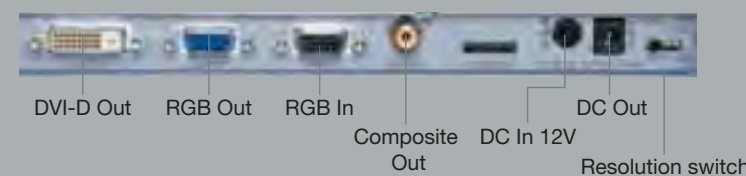
LED Lamp

Another presenter-friendly feature, the free-angle LED lamp fully illuminates the P10's stage—making it easy to position and light display objects even in darkened presentation rooms—and folds down with the camera for easy storage.



DVI-D and RGB Output Connections

The P10's versatile output connections bring greater presentation freedom and flexibility. The DVI-D connection allows high-quality images to be transferred without any loss of image quality and converted to HDMI signals via a DVI-HDMI cable (not included). The analog RGB outputs in XGA, SXGA, and WXGA resolutions.




For Effective Presentations

Image Mate Software

The P10's USB port makes it easy to transfer ELMO-captured images onto a PC. And bundled Image Mate software provides the annotation tools for highlighting those images with lines, shapes, and freehand notes. Image Mate software also enables audio-visual recording saved as AVI files and time-lapse photography captured in intervals ranging from one second to 24 hours.



Audio-visual recording




Time-lapse photography



Annotation

SDHC Memory Card Capability

For ultra-easy presenting, images captured on a PC, a digital camera, or the P10 itself can be stored for future use on an SDHC memory card (sold separately).



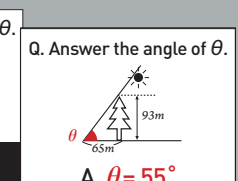
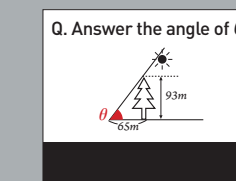


Split screen

For Interactive Lessons

Remote Control

The ergonomic remote control enables easy P10 operation from anywhere in the classroom and brings three handy functions to an ELMO P10 presentation: masking, highlighting, and Picture in Picture (PiP).

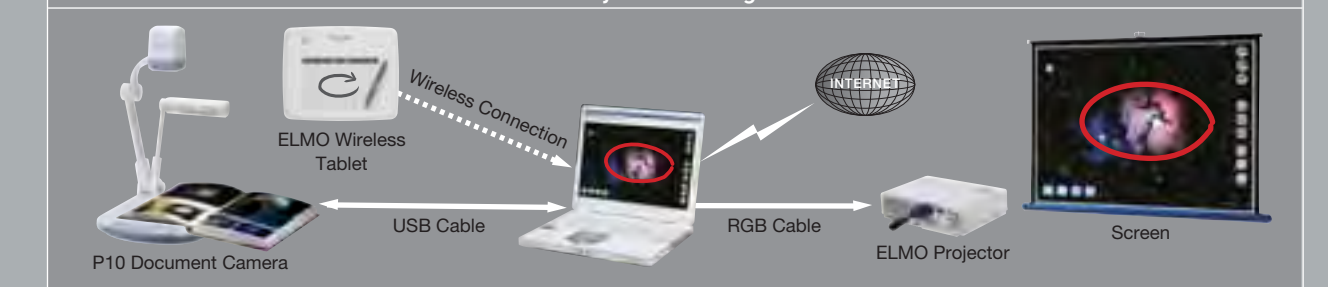


With the mask function, selected parts of presentation images can be hidden from view via screen shading.

The highlight function draws viewers' attention to a particular section of the presentation image.

With the PiP function, a quarter-size still image can be displayed along with a live image.

ELMO System Configuration



P10 Specifications

Model	P10		
Camera	Image pick-up device	1/3" CMOS sensor	
	Total pixels	1,384 (H) x 1,076 (V)	
	Effective pixels	1,280 (H) x 1,024 (V)	
	Frame rate	30 fps (max.)	
	Resolution	800 (H) TV lines or more	
	RGB output	500 (H) TV lines or more	
	Video output	500 (H) TV lines or more	
Optics	Zoom	Powered, 16x optical	
	Lens	F2.7, f=4.9 mm – 78.4 mm	
Shooting area	Max.	XGA: 16" x 12" (405 x 303 mm)	
		SXGA: 16" x 12 3/4" (405 x 324 mm)	
	Min.	WXGA: 16" x 9 3/4" (405 x 248 mm)	
		HDTV: 16" x 8 25/32" (405 x 223 mm)	
Focus	XGA: 1 3/16" x 29/32" (30 x 23 mm)		
	SXGA: 1 3/16" x 15/16" (30 x 24 mm)		
	WXGA: 1 3/16" x 3/4" (30 x 19 mm)		
	HDTV: 1 3/16" x 21/32" (30 x 17 mm)		
Functions	Focus	Full-Auto / One-Shot / Manual	
	White balance	Auto / One-Push / Manual	
	Negative/positive conversion	Provided	
	Image mode	Text1 / Text2 / Text3 / Graphics1 / Graphics2	
	Edge enhancement	Provided	
	Color/B&W selection	Provided	
	Freeze (Pause mode)	Provided	
	Digital zoom	8x	
	Gamma setting	Provided	
	Graphical OSD (on-screen display)	Provided	
	Slide show	Provided (SD memory card image data)	
	Image save	Provided (SD memory card)	
	Image rotation	Provided (0°/180°)	
	State presetting	Provided (3 presets + power ON)	
	Annotation	Provided (on PC screen)	
	Brightness control	Auto / Manual	
	Scroll	Provided (in digital zoom)	
	Mask function	Provided	
	PinP (picture-in-picture)	Provided	
	Highlight function	Provided	
Interface	Input selection	Main / External	
	Analog RGB output	XGA (1,024 x 768 @60 Hz)	
		SXGA (1,280 x 1,024 @60 Hz)	
		WXGA (1,280 x 800 @60 Hz)	
		HDTV (1,280 x 720 @60 Hz/50Hz)	
		Provided	
	DVI-D output	Provided	
	Video output	Composite	
	RGB input	Provided (x1)	
	USB port	Provided, USB 2.0	
SD memory card slot	Provided (x1)		
Lighting	illumination lamp	White LED	
Others	Accessories	Power cord (1.5 m), AC adapter, Analog RGB cable (2 m), RCA video cable (3 m), USB cable (1.8 m), DVI cable (2 m), Remote control with strap, Image Mate CD, Slide shooting adapter, P10 user's guide, Image Mate installation manual	
		Power source	12V DC (AC 100 – 240V, 50/60 Hz)
		Power consumption	20W (AC adapter included)
		Dimensions (W x D x H)	Set up 14 13/16" x 19" x 24 1/8" (377 x 482 x 613 mm)
		Folded	14 13/16" x 19" x 7 3/4" (377 x 482 x 196 mm)
	Weight	9.9 lbs (4.5 kg)	

H: horizontal, V: vertical

Design and specifications are subject to change without prior notice.

The images in this brochure are simulated.

"ELMO" is a trademark of ELMO COMPANY, LIMITED.

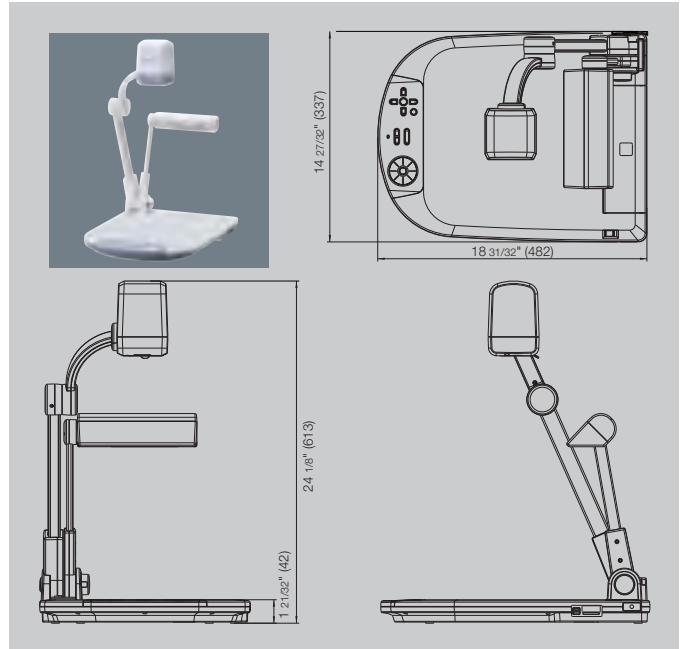
SD logo is a trademark. Other brand names and product names may be trademarks or registered trademarks of their respective owners.

ELMO's Helping to Provide a Greener Future for Our Children

This ELMO product complies with RoHS Directive 2002/95/EC (Restriction Of the use of certain Hazardous Substances in electronic equipment). This compliance helps to ensure a healthier and greener environment for all our children.

Profile

All dimensions in inches (mm)



Options



LET'S Start ICT in Education with "Document Camera"!

Visit the ELMO global website to understand what a document camera is in 13 different languages. The ELMO global website introduces you to the useful and effective ways of using the document camera and how the ELMO document camera is used and supported by teachers worldwide. <http://www.elmoglobal.com>



ELMO CO., LTD. is one of the sponsors for Japan Committee Vaccines for the World's Children (JCV).

JCV operates under basic guidelines and objectives of the Children's Vaccine Initiative (CVI) founded in 1990 by UNICEF, WHO, UNDP, the Rockefeller Foundation, and the World Bank.

ISO 9001
ISO 14001

ELMO CO., LTD. (Head Office and Factory's) QMS/EMS has been registered to ISO 9001 & 14001 : 2004.



ELMO CO., LTD.

6-14, Meizen-cho, Mizuho-ku
Nagoya, 467-8567, Japan
E-mail : overseassales@elmo.co.jp

Distributed by

Additional technical information is available from any of the following subsidiary companies:

ELMO USA Corp.

Headquarters
1478 Old Country Road
Plainview, NY 11803-5034, U.S.A.
Tel. (516) 501-1400
Fax. (516) 501-0429
E-mail : elmo@elmousa.com
Web : <http://www.elmousa.com>

West Coast Branch

5676 Corporate Avenue
Cypress, CA 90630, U.S.A.
Tel. (714) 828-8457
Fax. (714) 828-8429

ELMO Europe SAS

7C Place du Dôme
Immeuble Elysées la Défense
92056 Paris la Défense, France
Tel. +33 (0)1 73 02 67 06
Fax. +33 (0)1 72 75 67 10



This brochure is printed on recycled paper with soy ink.

Printed in Japan (O) 08/2010